

HiMama Helps Webinar

Parent Engagement Tips For Reopening



Your Hosts



Ria Simon
RECE Specialist
HiMama



Carmen Choi
Community Coordinator
HiMama



Disclaimer

*This content **is not** personalized legal advice for your center. The goal is to have a conversation around the topic to inspire and give you ideas that you can implement at your centers.*

*Each State and Province has different licensing rules and regulations. **Please consult with your own legal and financial advisors before implementing something that you are not 100% sure about at your center.***

Session Details

- This will be an hour-long session.
- To earn a training certificate today:
 - You must be present for the entire time of the webinar.
 - There will be a quiz at the end of today's session and you will need a passing score of 70% to receive your certificate.
 - We'd also love your feedback on how to improve our webinars!
 - Certificates will be sent out after your quiz results are assessed and will take 1 week to process.



Learning Outcomes

- Building parent-teacher relationships based by understanding communication styles.
- How to engage parents in their children's learning & development.
- How to prepare children to return to a childcare setting after quarantine.
- How to engage families who are opting for distance learning.



How To Build Parent-Teacher Relationships

What is Parent Engagement?

- Teachers and parents working together to support the learning, development and health of a child
- Working in early childhood education is also parent education
- *“...research shows family engagement supports positive outcome gains for the whole child academically, behaviorally, emotionally, and socially (Kuo, 2016).”*



<https://scholarworks.uni.edu/cgi/viewcontent.cgi?article=1227&context=grp>

Why is parent engagement **IMPORTANT** ?

- When parents are engaged, it extends the child's learning environment to the home
- The home-school connection creates a positive teaching environment for kids
- This combination leads to better outcomes for children
- Quality over quantity is key to engaging parents
- Relationships are everything - but we already knew that!

Understanding different parent units

- Family unit examples:
 - Biological, adoptive, or foster parents
 - Single-parent households
 - Lesbian or gay couple parents
 - Legal guardians (relatives like aunts uncles, grandparents)
- Having an open mind creates an inclusive environment for young children.



Create space for different cultures

- Know yourself - educate yourself to check bias and assumptions
- Take some time to learn about different cultures
- Ask the parents to introduce you to some shared language - hello, goodbye
- Encourage feedback to share cultures in the classroom



<https://diversity.med.wustl.edu/resources/strategies-for-effective-communication-across-cultures/#:-:text=be%20aware%20of%20nonverbal%20cues,appreciate%20the%20worldview%20of%20others>

Understand & adapt to different communication styles

<p>1. Passive communicator - Anxious, fail to assert themselves and will feel like they aren't heard</p> <p>- Be clear, give them space, and ask for feedback</p>	<p>2. Aggressive Communicator - dominate, quick to blame, very impulsive</p> <p>-Ask a coworker to be a part of the conversation, be polite, don't back down</p>
<p>3. Passive-aggressive communicator - Have trouble expressing how they feel, keep it to themselves rather than confront someone about their anger</p> <p>-Approach them, Be clear, ask for support from your director</p>	<p>4. Assertive communicator - States what they want clearly, see value in themselves, feel connected to others</p> <p>-Be open, state your feelings, smile</p>

How to work with a frustrating parent

- Notice how you are feeling in the moment
- Think of the situation from the child's point of view
- Use "I" statements
- Ask for the parent's point of view
- Compromise in conversation (if you can)
- Make a follow up plan and check in with the parent



Own your mistakes

- Acknowledge errors - by acknowledging and error and looking into it a parent will feel that you care
- This helps build instead of burn bridges
- Set the parent up with resources to allow them to do their homework before using judgement



Tips for confident communication

- Speak slowly and clearly
- Breathe
- Look them in the eyes
- Stay hydrated
- Watch your tone
- Activity listening



<https://www.scienceofpeople.com/speak-with-confidence/>

Building an authentic connection with families

- Build an authentic connection with families is all about understanding their unique perspective
- Appreciate and respect different:
 - Family units
 - Cultural backgrounds
 - Communication styles
- See parents as partners in supporting a child's learning



Engaging Parents in Learning & Development

Create a classroom community



- Include group projects that involve families
- This creates opportunities for parents to share something they are passionate about with the group
- Zoom social parties makes space to connect during this time of physical distancing
 - Show & Tell
 - Monthly Birthdays



Communicate learning & development

- Many parents learn about their child's development as they go (they aren't pros like you!)
- Teach them how an activity affects different domains learning by including it in your documentation.
- Creating a shared language to talk about their children's learning helps with getting on the same page.



Reflect & provide feedback



- Listen actively.
- Take time to reflect on a conversation with a parent.
- Reflect on the child's progress and parent's involvement in it.
- Provide feedback and highlight progress!
- Parents will be motivated when they know that the work they are doing supports their child's learning.




Celebrate the positive!

- Keep it positive!!
- We all know children aren't angels all the time but make sure to spread those good moments too



Contactless communication during COVID-19

- With COVID-19, paperless & contactless is on everyone's minds
- Take your communications digital
 - Send out consistent updates through email newsletters
 - Text update and reminders
 - Include pictures for documenting observations!
 - HiMama helps with having everything in one place.



Setting Up Families For Success When Reopening

Lend a helping hand with preparations

- Parents might be feeling overwhelmed & anxious about this new transition
- You can be a guide to help ease the kids back into the center
- Gather their input - are they struggling or worried about something in particular?
- Encourage parents to practice physical distancing and hygiene routines at home



Practicing at home

- Create “pods” at home
 - Have the tallest adult lie down on the floor and mark their head and feet with tape
 - Sit on the opposite side & play some games
 - Charades, dance parties
- Practice fun hand washing routines
- Have kids decorate their own masks so they are proud to wear them into school



Practicing outdoors

- Summer time means outdoor play!
- Encourage parents to practice physical distancing at a park so kids know what 6 feet apart feels like outside.
- Suggest short 15-20 minute play dates with family or friends so kids can learn how to play outside while distancing.
- Include hand sanitizing routines while outside/handwashing station

Engaging Families With Distance Learning

Parent engagement - online!


- Supporting distance learning and communicating with parents during this time is more important than ever
- Never stop talking to parents but do try other ways to help build more communication options

"San Francisco preschoolers were sent weekly text messages with literacy tips they could practice at home with their children, they were 13 percent more likely to do so. The parents also communicated more with their kids' teachers, resulting in higher literacy scores for students."



Why is virtual learning important?

- Educators are in the most unique position currently.
- Learning in the classroom is guided and intentional.
- Having to switch to virtual learning has been a challenge for some but can also be a huge success!



Effective virtual communication is key

- Be clear and direct in your messages.
- You are the model for parents.
- Be conscious of families access to technology.



Take a different perspective to distance learning

- Take the opportunity for a unique experience for the child.
- Encourage the growth of life-skills.
- Non-traditional learning.
- Foster more social-emotional learning through communication.
- Have parents get creative with their kids.



Provide resources for your families

- Take the time to remind parents that there is joy in learning
- Email them activities or suggestions for skills to work on
- Schedule a check in phone call or Zoom
- Ask them if there is anything they think you can provide them
- Local information and updates on what is happening in the community

Balancing in-person programming with distance learning

- Many parents will probably have reservations about returning to the center.
- Some parents may want to have their child return but not quite yet.
- Continue to provide some online options for families.



Choose some classes to do live

- Set up a Zoom call to run your circle time with the children in the center and those who are still at home.
- This will help kids and families maintain a connection to their peers.
- This is especially useful for kids who are scheduled to join the class in the coming months.



Create lesson bags

- Gather some supplies together for some hands on-learning to send home to families.
- The children can then tune in to the live lesson at home with the supplies already in hand.
- Parents will also feel like they are following along in a live curriculum.



Create some videos

- Get them on YouTube.
- With parent permission, have the children create their own content to share with their friends (private settings are just for your subscribers).
- Having an output is helpful to build a connection with the learning.



Create opportunities for ECEs to work from home



- Distance learning is helpful for those teachers who are in the vulnerable population and still at home.
- A consistent schedule that works with parents' needs helps to set the expectation to connect.
- Great way to have another layer of participation.

Open Audience Questions

Shout-outs!



Recap!

- Parent-teacher relationships are built on understanding unique perspectives
- Engage parents by involving them in their child's learning & development (make it fun!)
- Set children up for success by practicing at home
- Distance learning is still an option as different centers open up in phases.




Quiz & Certificate Instructions

1. Next, there will be a quiz with 10 questions & a feedback section. **You will need to get at least 7/10 on the quiz to receive your certificate.** We will process and send out certificates in 1 week, so please be patient.
2. **Show Notes & Recording** - You will receive an **email linking to resources and this recording tomorrow.** No certificate will be provided for watching this recording.
3. We will be taking next week off and will **see you again on Thursday, July 9th!**

Quiz Time!

Click on the link - <https://melwood472524.typeform.com/to/dVi1MiTs>
in the blue box at the top of the chat box to access your quiz!



**We are all in this
together,
stay Healthy and
safe!**

**Thanks for spending
your time with us!**